



DARSHAN ACADEMY

**SUMMER HOLIDAY
ASSIGNMENTS**

CLASS – I

**HURRAY! IT'S TIME FOR FUN &
PLAY**

IT'S TIME FOR HOLIDAYS!!





Dear Parents,

Vacation is the time when you connect with your child in many ways. As parents are the first and most important teacher for a child, you can encourage your child to participate in many educational activities at home and promote your child's quest to learn. Working together will not only help your child to build, learn and develop skills but also strengthen your bond with your child.



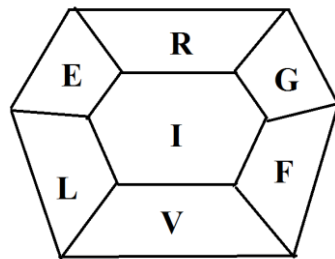
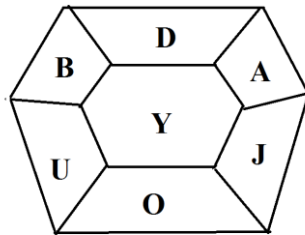
IT'S RHYME TIME

*Longer days and shorter nights
Dark shades and brighter lights
Favourite music and best friends
Keep away pencils keep away
pens.*

Subject: English

FUN SHEET- 1

Q: Create new words by combining the letters in hexagon. Write your words in the given box.



A large, empty rectangular box with a red border, intended for the student to write words created from the letters in the hexagons.



FUN SHEET- 2

Rhyming words:

Q: "Match the Pairs". Find the words that rhyme and colour their boxes using same colour.

PAN	WALL
BIN	VAN
SEED	GATE
COOK	FIN
BALL	BOOK
FATE	FEED

FUN SHEET- 3

Q: Prepare a booklet wherein you have to paste pictures of:

Your favourite people.

Places you have visited.

Some animals.

Your favourite food items, games, toys etc.



A summer-themed checklist template with a blue and white chevron border. The top left features a glass of orange juice with a straw and a slice of orange. The top right shows a pair of red sunglasses and a green ice cream cone. The bottom left has a beach chair with red and white stripes, a yellow duck-shaped inflatable ring, a beach ball, a bucket, and a shovel. The bottom right shows a sandcastle with a red flag, a blue surfboard, and flip-flops. The central text area is white with a black scalloped border.

My Summer Checklist

Q: Put a smiley or a star when you complete the given tasks:

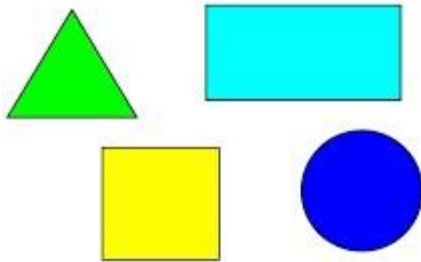
<u>TASK</u>	<u>COMPLETED</u>	<u>REWARD</u>
	<u>ON</u>	
Prepare a lemonade for your family.		
Go for a nature walk.		
Read a story book.		
Water your plants daily.		

MATHEMATICS


Q.1 Write down the names of five objects that can be placed inside your bag and the names of five objects that can be placed outside your bag. Draw and colour their pictures also.



Q.2 Make a card for your father on the occasion of Father's Day using the given shapes.



Q.3 Let us hear a story of how much did a caterpillar enjoy eating in the whole week.



While the hungry caterpillar was roaming in the garden, on **Monday** he ate **one apple**. On **Tuesday** he ate **two pears**. On **Wednesday** he ate **three mangoes**. On **Thursday** he ate **four oranges**. On **Friday** he ate **five strawberries**. So, by Friday how many fruits did he eat?

Ans. _____


On Sunday morning his stomach was full and he was happy.

Q.4 Count the objects, make groups and circle the number of objects.


a) 3 stars




b) 5 drums




c) 4 faces



d) 7 bees



e) 6 flowers



Q.5 Look at the tree and answer the given questions.



a) How many apples are there on the tree? _____

b) Write the number of counted apples in words.

c) What is 1 more than the total number of apples on the tree?

d) What comes just before the total number of apples on the tree?

e) If Heena plucks 1 apple from the tree, how many apples are left on the tree? _____

EVS

Q1. During the summer holidays go to a **picnic place/any other place with your family**. Click two photographs. Paste them on a drawing sheet.



Q2. Make a **family tree** with the help of origami sheets. Paste Passport size photographs of your family members. Write **one positive quality in one word** for your loving family members.



Q3. **Our house is the most comfortable place for us.** Read the given house riddles and draw a colourful picture of that type of house.



Riddles:

- I am a temporary house made of canvas, bamboo and ropes. I am a ____.
- I am a house made with ice. Eskimos live in me. I am an _____.
- I am a house on wheels. People call me _____.
- I am a house made up of straw, mud, bamboo and hay. I am a _____,
- I am a house that floats on water. I am a _____.

Q4. Draw and colour the pictures of different rooms of your houses on an A4 sheet. Paste the pictures of the following things accordingly.

Tooth-brush	Flowerpot	Family photographs	Soap
Carpet	Pressure-cooker	Sofa-set	Bucket
LCD	Microwave	Shampoo	Coffee mugs
Bed	Mirror	Central table	Face wash






Q5. 21st of June is celebrated as Yoga Day. Do yoga and exercise every day. Paste your photograph doing yoga and write 5 ways to keep yourself healthy and fit.



HINDI

प्र०1 चित्र देखकर रिक्त स्थान भरिए



(कहानी, पेड़, हरियाली, बड़े, बगीचे)

1- यह ----- का चित्र है ।


2-बगीचे में ----- खेल रहे हैं।

3- दो बच्चे ----- पर बैठे हैं ।


4- मां रीनाको -----सुना रही है

5-बगीचे में----- है।

प्र०2 पहेली में अ/आ की मात्रा वाले चित्र देखकर उनके नाम ढूंढे और उससे संबंधित खाने में रंग भरे



प्रश्न-3-फूल की पंखुड़ियों में दिए गए शब्दों में से मात्रा वाले शब्द चुने ।
(शहर ,खिल ,तट ,खटिया ,भवन ,हिरण ,नाक ,सितार)



प्र०4 हम सब कई प्रकार की सब्जियों का सेवन करते हैं। ये सब्जियां होती हैं बड़ी मजेदार। ये हमें भरपूर मात्रा में पौष्टिक तत्व प्रदान करती हैं।

गतिविधि - 'काव्य पाठ'

'छात्र स्वस्थ खाने की आदतों पर कुछ पंक्तियाँ बोलेंगे और गर्मी की छुट्टी के बाद उसे कक्षा में प्रस्तुत करेंगे। इस गतिविधि के द्वारा विभिन्न स्वास्थ्यवर्धक सब्जियों से अवगत हो सकेंगे तथा जान पाएंगे कि सब्जियां खाना हमारे लिए क्यों आवश्यक हैं।



ਪੰਜਾਬੀ

(ੳ) ੳ ਤੋਂ ਹ ਤੱਕ ਦਸ ਵਾਰ ਲਿਖਣਾ।

(ਅ) ੳ-ਹ ਤਸਵੀਰਾਂ ਸਹਿਤ ਫਲੈਸ਼ ਕਾਰਡ ਬਣਾਉਣੇ।

(ੲ) ੳ-ਹ ਮਿਲਾਨ ਕਰੇ।

(ਸ) ੳ-ਹ ਅੱਖਰਾਂ ਨਾਲ ਸੰਬੰਧਿਤ ਕਾਪੀ ਵਿੱਚ ਤਸਵੀਰ ਬਣਾ ਕੇ ਰੰਗ ਭਰੇ।