



Darshan Academy

SUMMER

Assignment

Session
2023-24

Grade - VI



ENJOY YOUR SUMMER!

SMELL THE SEA AND FEEL THE SKY. LET YOUR SOUL AND SPIRIT FLY.

Wow! The most awaited Summer Vacation is here again. Darshanites are full of excitement, inquisitiveness and enthusiasm. However, vacations can be considered well spent only if we are able to strike a balance between enjoyment and learning. Let's share the creativity and innovation to put in our best works on projects comprehensively for holistic development.

Here are some general tips for you:

- Develop a morning routine. Do Meditation, yoga or go for a walk.
- Read! Read! Read! Reading nurtures your soul. Read newspapers, magazines or books daily.
- Spend quality time with your parents. Help them out in family chores and learn some useful skills.
- Find ways to entertain yourself. Learn to play some music instruments, sing or dance to keep the boredom away.
- Eat nutritious food, drink plenty of water and have lots of fun.

General Guideposts:





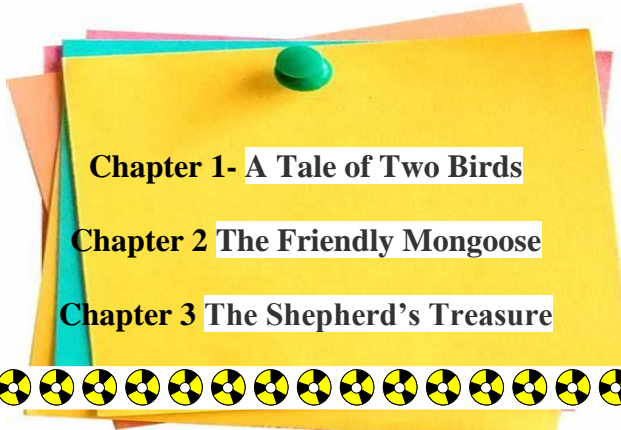
The first page of the compiled assignments should have the following details:



- Name of the Student
- Class and section
- Session

*The assignment should be hand-written on plain / coloured A-4 sheets.





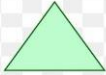







* It should be legible and creative.

ENGLISH




| S.N O | ASSIGNMENT | ACTIVITY/SAMPLE |
|----------|---|---|
| Q 1. | Write a conversation between a Plant and the Gardener. Make your dialogues interesting and humorous with the help of pictures. |  |
| Q2. | Read a newspaper daily. Make your own personal dictionary. Write down two new words every day from the newspaper with their meanings. |  |
| Q3. | Write a self-composed poem (in about 10-12 lines) on any of the following topics and also paste a picture. | |
| | A) My Colourful Kite |  |
| | B) My Home |  |
| Q4. | Read the following chapters from your Supplementary Reader Book. Write the characteristics of the character you like the most. Make a cover page for any of the given chapters. Remember, a cover page should have the name of the chapter, the author, and an illustration. Use a thick A4 Size sheet and be as creative as you can. |  <p>Chapter 1- A Tale of Two Birds</p> <p>Chapter 2 The Friendly Mongoose</p> <p>Chapter 3 The Shepherd's Treasure</p> |

| | | |
|-----|--|--|
| | | |
| Q5. | Interview your parents/grandparents to find out about the things they used to do when they were of your age that no longer exist/ no longer followed or are done. e.g. Leisure time activities, Games, Customs practised etc. Make it interesting. |  |
| Q6 | 16th June is FATHER'S DAY. Make it special for your father and surprise him in a thoughtful manner. Write a paragraph about how you made the day special for him. |  |




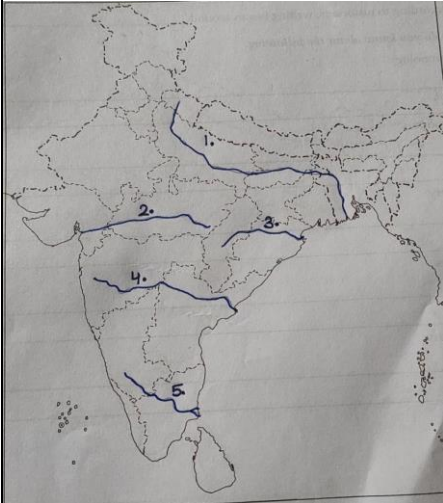
MATHEMATICS

| S.N O | ASSIGNMENT | ACTIVITY/SAMPLE | | | | | | | | | | | | | | | | | | | | | | | | | | | | | | | | | | | | |
|----------|--|--|-------------|----------------------------------|---------------------------|-------------|----------------------------------|-------------|---|--|--|--|--|--|---|--|--|--|--|--|---|--|--|--|--|--|---|--|--|--|--|--|---|--|--|--|--|--|
| Q1. | Learn and write tables from 2 to 20 (5 times). | | | | | | | | | | | | | | | | | | | | | | | | | | | | | | | | | | | | | |
| Q2. | Draw a picture of your house using the shapes given below on an A3 sheet. Paper. | <div><div> Square</div><div> Rectangle</div><div> Circle</div><div> Oval</div><div> Triangle</div><div> Pentagon</div><div> Hexagon</div><div> Octagon</div></div> | | | | | | | | | | | | | | | | | | | | | | | | | | | | | | | | | | | | |
| Q3. | Make 4 shapes with the help of tangram. | <div></div> | | | | | | | | | | | | | | | | | | | | | | | | | | | | | | | | | | | | |
| Q4. | Write down the 5 mobile numbers of all your family members/relatives and fill in the following table. | | | | | | | | | | | | | | | | | | | | | | | | | | | | | | | | | | | | | |
| | <table><tr><th>S.No.</th><th>Mobile Numbers</th><th>Indian Place Value System</th><th>Number Name</th><th>International Place value system</th><th>Number name</th></tr><tr><td>1</td><td></td><td></td><td></td><td></td><td></td></tr><tr><td>2</td><td></td><td></td><td></td><td></td><td></td></tr><tr><td>3</td><td></td><td></td><td></td><td></td><td></td></tr><tr><td>4</td><td></td><td></td><td></td><td></td><td></td></tr><tr><td>5</td><td></td><td></td><td></td><td></td><td></td></tr></table> | | S.No. | Mobile Numbers | Indian Place Value System | Number Name | International Place value system | Number name | 1 | | | | | | 2 | | | | | | 3 | | | | | | 4 | | | | | | 5 | | | | | |
| S.No. | Mobile Numbers | Indian Place Value System | Number Name | International Place value system | Number name | | | | | | | | | | | | | | | | | | | | | | | | | | | | | | | | | |
| 1 | | | | | | | | | | | | | | | | | | | | | | | | | | | | | | | | | | | | | | |
| 2 | | | | | | | | | | | | | | | | | | | | | | | | | | | | | | | | | | | | | | |
| 3 | | | | | | | | | | | | | | | | | | | | | | | | | | | | | | | | | | | | | | |
| 4 | | | | | | | | | | | | | | | | | | | | | | | | | | | | | | | | | | | | | | |
| 5 | | | | | | | | | | | | | | | | | | | | | | | | | | | | | | | | | | | | | | |
| Q5. | Take an A4 size papers and paste threads on it in such a way that it forms 5 closed curves and 5 open curves. | <div><div>Closed Curve</div><div></div><div>Open Curve</div><div></div></div> | | | | | | | | | | | | | | | | | | | | | | | | | | | | | | | | | | | | |



SCIENCE

| S.NO. | ASSIGNMENT | ACTIVITY/SAMPLE | | | | | | | | | | | | | | | |
|---------------|---|---|---------------|-------------|---------|--------------|--|--|---------------|--|--|---------------|--|--|---------------|--|--|
| 1. | Make a scrapbook on different components of food and paste their pictures. Also, write about diseases caused by their deficiency. | | | | | | | | | | | | | | | | |
| 2. | Choose any material from your home (For example – wood, iron, etc.) and write ten different things made by it and paste or draw its pictures on an A-3 size sheet. |  | | | | | | | | | | | | | | | |
| 3. | Collect 10 samples of different seeds and paste them on an A-4 size sheet and label them. |  | | | | | | | | | | | | | | | |
| 4. | Plant a seasonal seed and observe its daily growth. Note the observation of the process on an A-4 size sheet. Take pictures of plants after given intervals of time and paste them. | <table border="1" data-bbox="261 1234 986 1476"> <thead> <tr> <th>TIME INTERVAL</th><th>OBSERVATION</th><th>PICTURE</th></tr> </thead> <tbody> <tr> <td>After 3 days</td><td></td><td></td></tr> <tr> <td>After 10 days</td><td></td><td></td></tr> <tr> <td>After 20 days</td><td></td><td></td></tr> <tr> <td>After 30 days</td><td></td><td></td></tr> </tbody> </table> | TIME INTERVAL | OBSERVATION | PICTURE | After 3 days | | | After 10 days | | | After 20 days | | | After 30 days | | |
| TIME INTERVAL | OBSERVATION | PICTURE | | | | | | | | | | | | | | | |
| After 3 days | | | | | | | | | | | | | | | | | |
| After 10 days | | | | | | | | | | | | | | | | | |
| After 20 days | | | | | | | | | | | | | | | | | |
| After 30 days | | | | | | | | | | | | | | | | | |
| 5. | Make a model on the process of separation of substances (anyone). For example- Sieving, Filtration, Sedimentation and Decantation. |  | | | | | | | | | | | | | | | |



SOCIAL SCIENCE

| S.N O. | ASSIGNMENT | ACTIVITY/SAMPLE |
|-----------|--|--|
| Q1 | Activity: Finding Diversity in the Locality. Survey an area and answer the questions below: - <ul style="list-style-type: none"> • What languages do they speak? • What type of food do they eat? • What different religions do they follow? • Any other observations regarding the diversity of the area. • Mention the unifying force in the locality. |  |
| Q2 | Take plain white paper. Dip it in tea or coffee. Let it dry. Then crush the paper slightly. You can give a tearing effect also. It will appear as an ancient paper. Write the name of four Vedas and Paste any one picture of an ancient sculpture. |  |
| Q3 | Mark any five major festivals of Indian states. Locate and paste the picture of festivals on the political map of India. |  |
| Q4 | On the given map of India, write the name of the following river. |  |
| Q5. | Make four clocks of different countries that show the time difference from Greenwich. | |

ART AND CRAFT

| S.NO | ASSIGNMENT | ACTIVITY/SAMPLE |
|------|--|--|
| Q.1 | <p>Make a creative craft item from waste materials for decoration. Items must be creative, unique and presentable.</p> <p>Make any one craft from the following topics:</p> <ul style="list-style-type: none"> • Key Holder • Stone art • Wall Hanging • Bottle Painting • Any decorating material |  |
| Q.2 | <p>Draw “Fruits Composition” or “Landscape” and shade it with colour pencils, in your Art Notebook.</p> |  |

हिंदी

| प्रश्न संख्या | प्रश्न | गतिविधि । फोटो |
|---------------|--|--|
| 1 | सर्वनाम के भेद को स्पष्ट करते हुए उनका एक माइंड मैप तैयार करो। | |
| 2 | विशेषण के शब्दों पर 'वृक्ष' को A4 शीट पर ध्यान पूर्वक लिखें। |  |
| 3 | पशु पक्षियों के जीवन में मनुष्य को हस्तक्षेप क्यों नहीं करना चाहिए उनकी सुरक्षा हेतु कुछ उपाय लिखिए? | |
| 4 | 'चांद से थोड़ी - सी गप्पे' पाठ के आधार पर चांद और उसके बीच हुई बातचीत को संवाद के रूप में लिखिए। |  |

5

'ग्रीष्म ऋतु'
विषय पर (100
से 120) शब्दों में
अनुच्छेद लिखिए।



6

अपठित गद्यांश व्याकरण पुस्तक में से पेज 200 में से 211 तक दिए गए अपठित गद्यांश के प्रश्नों के उत्तर लिखिए।

7

प्रधानाचार्य को
पत्र लिखकर
सूचित कीजिए
कि कक्षा छह का
फर्नीचर टूट गया
है।

औपचारिक पत्र का प्रारूप-

पता
दिनांक

सेवा में,

.....

विषय:।

श्रीमान जी,
.....
.....
.....
.....
.....
.....

धन्यवाद,
आपका आज्ञाकारी शिष्य/आपका आभारी,
नाम:

8

प्रतिदिन हिंदी
समाचार पत्र
पढ़िए।



ਪੰਜਾਬੀ

1. ਪਾਠ ਨੰਬਰ 1 ,2, 3 ਦੀ ਦੁਹਰਾਈ ਕਰੋ।
ਮੌਖਿਕ ਅਤੇ ਲਿਖਤੀ ਅਭਿਆਸ ਕਰੋ।
2. ਪੰਜਾਬੀ ਕਵਿਤਾ ਦਾ ਕੇਂਦਰੀ ਭਾਵ ਲਿਖੋ ਅਤੇ ਪੰਜਾਬ ਦਾ ਨਕਸ਼ਾ ਕਾਪੀ ਵਿਚ ਪੇਸਟ ਕਰੋ।
3. ਦਾਦੀ ਦੀ ਸਿੱਖਿਆ ਪਾਠ ਦੀ ਸਿੱਖਿਆ ਲਿਖੋ ਅਤੇ ਆਪਣੇ ਦਾਦੀ ਜੀ ਦੀ ਤਸਵੀਰ ਲਗਾਓ ।
4. ਦਿਨਾਂ ਅਤੇ ਮਹੀਨਿਆਂ ਦੇ ਨਾਮ ਲਿਖੋ।
5. ਸ਼ਬਦੀਆਂ ਅਤੇ ਫਲਾਂ ਦੇ ਨਾਮ ਲਿਖੋ ਅਤੇ ਸੁੰਦਰ ਤਸਵੀਰ ਬਣਾਓ।