



DARSHAN ACADEMY

Subject Enrichment Assignments – 2025

Sub: ENGLISH

Class : VII

General Instructions:-

1. Submit your assignments in a neatly arranged file with a cover page and table of contents.
2. Use A4 sheets and ensure that your handwriting or print is clear and legible.
3. Make your work attractive by adding pictures, drawings, or simple borders.
4. Complete the work on time and submit it on the first day after the summer vacation.

1. Diary Entry (Lesson 1 – Three Questions)

Imagine you are the hermit. Write a diary entry describing your thoughts on the king's visit and how you helped him realize the answers to his three questions. Focus on using descriptive language and expressing your feelings.

2. Comic Strip Illustration (Lesson 2 – A Gift of Chappals)

Illustrate the story as a comic strip, showing key events creatively. Add speech bubbles and use vivid language to capture emotions and important moments.

3. Travel Vlog Script

Pick any historical place you know about or would like to visit. Write a travel vlog script describing the place, its culture, and main attractions. Use adjectives and adverbs to make your descriptions engaging.

4. Advertisement Creation

Create an advertisement for a product (real or imaginary) using at least 5 adjectives. Make sure your advertisement is persuasive and catchy, highlighting the best features of the product.

5. Illustrated Poster on Ruskin Bond & Rabindranath Tagore

Design an illustrated poster highlighting key facts, famous works, and interesting anecdotes about the life of Ruskin Bond and Rabindranath Tagore. Use concise language and clear images to showcase the writers.

6. Determiners Activity

Choose any magazine or newspaper article you like. Find and highlight at least 15 determiners from a page. Then, write 5 sentences using some of the determiners you found. Practice incorporating them into context.

7. Story Using Given Words

Use the following words in a short story (100-150 words): Serene, Enthralling, Mysterious, Illuminate, Wander, Glimpse, Whimsical, Venture, Diligent, Jubilant. Focus on building a coherent narrative that creatively uses these words.

8. Poem on Books or Holidays

Write a short poem (4–6 lines) on your bookmark about books, learning, or holidays. Decorate the bookmark creatively. Focus on rhyme, rhythm, and creativity in your writing.

9. Word Puzzle Challenge


Solve any three-word puzzles that you have come across in newspapers, children's magazines, or the internet. After solving them, paste the puzzles along with their solutions in the file. You can choose from crossword puzzles, word searches, anagram challenges, or any other fun language-related puzzles.

10. Survey of Textbooks

Conduct a survey of your English textbook. In your survey, include the following details:

- Number of Prose Pieces: Count and list the number of prose selections included in the textbook.
- Number of Poems: Count and list the number of poems included in the textbook.
- Themes: Highlight the major themes covered in the prose and poems. For example, themes might include friendship, nature, courage, adventure, love, or social issues.







DARSHAN ACADEMY

Subject Enrichment Assignments – 2025

Sub: SCIENCE

Class : VII

General Instructions:-

1. Submit your assignments in a neatly arranged file with a cover page and table of contents.
2. Use A4 sheets and ensure that your handwriting or print is clear and legible.
3. Make your work attractive by adding pictures, drawings, or simple borders.
4. Complete the work on time and submit it on the first day after the summer vacation.

Comparative Study of Beverages

Topic: Nutritional Comparison of Soft Drinks & Fruit Juices

🔍 Select any five brands of aerated soft drinks and fruit juices (e.g., Coca-Cola, Fanta, Real, Tropicana, Slice, etc.). Create a comparison chart including:

- Brand Name
- Type (Soft Drink / Fruit Juice)
- Nutrient Content (Sugar, Calories, Vitamins, etc.)
- Price (per 250 ml or 500 ml bottle)
- Advantages (e.g., refreshment, Vitamin content)
- Disadvantages (e.g., sugar content, preservatives)

🖼️ Use photographs, wrappers, logos, and illustrations to make your chart attractive.

📝 Conclusion: Write a short paragraph suggesting which type of beverage is better for health and why.

Herbarium Preparation 🌿

Topic: Classification and Collection of Plant Leaves

Create a Herbarium File by collecting and pasting dried leaves (3 each) from any 3 of the following categories: a) Cereals b) Fruits c) Vegetables d) Spices e) Medicinal Plants



For each plant leaf, write:

- Name of the Plant
- Any two unique facts or benefits (e.g., medicinal use, nutritional value)

Keep the leaves pressed and dried properly. Label each one clearly and neatly.

Case-Based Science Questions

a) The Case of Rishi's Hiccups

Read the situation and answer: Little Rishi got hiccups while watching cartoons and eating fast. His brother gave him water and explained that eating too quickly can cause hiccups. Their father added that it's not due to someone remembering you — that's a myth!

Answer the following:

1. What is a hiccup?
2. Why do we get hiccups scientifically?
3. What values are shown by Rishi (e.g., curiosity, willingness to learn)?

b) Gallbladder Removal Case

A girl named 'A' had her gall bladder removed due to stones. She now finds it difficult to digest certain foods.

- What kind of foods would cause problems?
- Why does this happen after gall bladder removal?

Write the answers in a notebook or A4 sheet. You may include small diagrams for better explanation.

Project Work

A) Diagram Project Draw and label a large, neat diagram of human lungs on chart paper.

- Use color pencils
- Mention important parts (trachea, bronchi, alveoli, etc.)

B) Model Making – Eco-Friendly Innovation Use old plastic bottles to create a planter model for small plants.

You can make hanging planters or a recycled bottle garden


Add a label with the plant name and benefits

Take pictures of the model with you and your plant



Observation-Based Activity

Topic: Observe Changes Around You – “Science in Daily Life”


 Observe your surroundings for 7 consecutive days. Record any 5 scientific observations related to:

- Weather (e.g., cloud types, temperature changes)
- Plants (growth patterns, response to sunlight)
- Insects or animals (movement, behavior)
- Water usage or waste around you
- Any natural or physical changes (e.g., evaporation, rusting, melting)

 Create an Observation Table like this:

Date	What I Observed	Type of Change	Scientific Reason/Explanation
------	-----------------	----------------	-------------------------------

1 June	Water puddle drying	Evaporation	Due to heat, water changes to vapor
--------	---------------------	-------------	-------------------------------------

 Add a short reflection on how observing these changes helped you understand science in daily life.


Classification Activity

Topic: Sorting and Grouping Everyday Substances

Take a walk around your home or kitchen and collect 10 small items or substances (with help from elders if needed). Examples: salt, sugar, coin, paper clip, oil, turmeric, candle, soap, spoon, etc.

 Classify them into two groups based on any one of the following criteria:

- Solubility (soluble/insoluble in water)
- Magnetic property (magnetic/non-magnetic)
- State of matter (solid/liquid/gas)
- Natural/Man-made

 Make a table or Venn diagram to show the classification. Include pictures if possible.



DARSHAN ACADEMY

Subject Enrichment Assignments – 2025

Sub: HINDI
Class : VII

निर्देशः

1. * अपने असाइनमेंट एक सुव्यवस्थित फ़ाइल में कवर पेज और विषय सूची के साथ जमा करें।
2. * A4 आकार की शीट्स का उपयोग करें और सुनिश्चित करें कि आपकी लिखावट या प्रिंट साफ़ और पढ़ने योग्य हो।
3. * तस्वीरें, चित्र या साधारण बॉर्डर जोड़कर अपने कार्य को आकर्षक बनाएं।
4. * कार्य को समय पर पूरा करें और गर्मी की छुट्टियों के बाद पहले दिन जमा करें।

1. कठपुतली शो

पाठ में कठपुतलियाँ धागों से बंधे होने के कारण दुखी हैं और दूसरों के इशारों पर नाचने को मजबूर हैं। वे परतंत्रता से मुक्ति चाहती हैं और अपने पैरों पर खड़ा होना चाहती हैं। आप भारत की किस समस्या से परेशान हैं, उसे "कठपुतली शो" के माध्यम से दिखते हुए उसका समाधान भी बताइए।

2. पोस्टर बनाएं

'हिमालय की सुंदरता और उसकी बेटियाँ' विषय पर आधारित एक सुंदर पोस्टर बनाएं।

3. पृष्ठ सुलेख

सुंदर और स्पष्ट लिखाई की महत्ता को समझते हुए दो पृष्ठ सुलेख के लिखिए।

4. अपठित गद्यांश


हिंदी व्याकरण की पुस्तक में से किन्हीं दो अपठित गद्यांशों को ध्यानपूर्वक पढ़कर उनके प्रश्नों के उत्तर ढूंढ कर अपनी ग्रीष्मावकाश गृहकार्य पुस्तिका पर लिखें।

5. प्रश्नावली

पूरक पुस्तक महाभारत के आदि पर्व और सभा पर्व को पढ़कर उनसे संबंधित 5-5 प्रश्नों की प्रश्नावली तैयार कीजिए और उनके उत्तर भी लिखिए।

6. कोलाज

दस समानार्थी शब्दों का उपयोग करके एक सुंदर कोलाज बनाएं।



7. अनुच्छेद लेखन

निम्नलिखित विषयों पर साफ व सुंदर शब्दों में अनुच्छेद लेखन कीजिए –

*पर्यावरण संरक्षण में युवाओं की भूमिका

*पुस्तकालय का महत्व

समाचार पत्र में से तीन ऐसे समाचार अपनी ग्रीष्मावकाश गृहकार्य पुस्तिका पर चिपकाएं जो नैतिक मूल्यों से संबंधित हों।

8. संवाद

गर्मी की छुट्टियों के संबंध में दो मित्रों के बीच हुई बातचीत को संवाद के रूप में लिखिए।

9. समास - विग्रह

द्वंद्व समास से संबंधित दस शब्द लिखकर उनका समास - विग्रह करे.





DARSHAN ACADEMY

Subject Enrichment Assignments – 2025

Sub: MATH

Class : VII

General Instructions:-

1. Submit your assignments in a neatly arranged file with a cover page and table of contents.
2. Use A4 sheets and ensure that your handwriting or print is clear and legible.
3. Make your work attractive by adding pictures, drawings, or simple borders.
4. Complete the work on time and submit it on the first day after the summer vacation.

Instructions: Show your work neatly in a separate notebook or portfolio.

CORE PRACTICE: - BUILD YOUR SKILLS

1. Write down the rational number whose numerator is $(-3) \times 4$, and whose denominator is $(34 - 23) \times (7 - 4)$.
2. Write down the rational number whose numerator is the smallest three-digit number and denominator is the largest four-digit number.
3. Simplify: a) $75/30$ b) $120/55$
4. A dice was thrown 25 times and following scores were obtained:

1	5	2	4	3
6	1	4	2	5
1	6	2	6	3
5	4	1	3	2
3	6	1	5	2

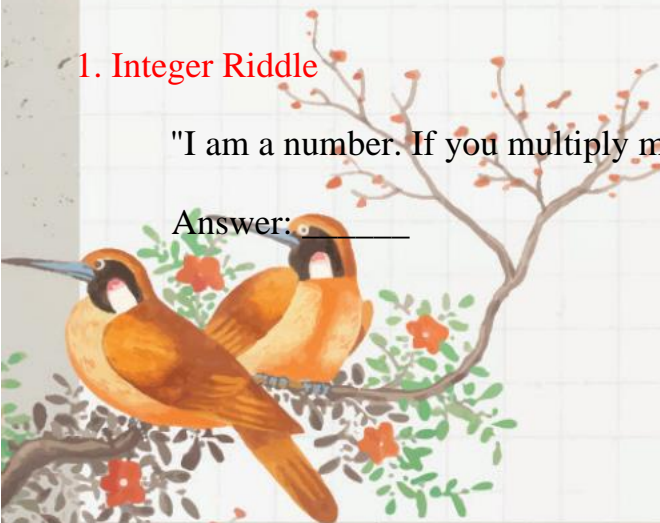
Prepare a frequency table of the scores.

SOLVE THE PUZZLES

1. Integer Riddle

"I am a number. If you multiply me by (-3) , you get -21 . What number am I?"

Answer: _____



2. Integer Maze

Help the penguin reach its home by moving through the correct answers of integer operations:

Starting Number: -5

Add 10 → _____

Subtract 3 → _____

Multiply by -2 → _____

Add 8 → _____

Divide by 4 → _____ (Final Answer)

WORD PROBLEM FUN

1. A submarine was 200 meters below sea level. It rose 85 meters and then sank 40 meters. What is its final position?
2. A shopkeeper had ₹500 in loss on Monday and ₹300 in profit on Tuesday. Find the total loss/profit.
3. The temperature in Delhi was -3°C in the morning and increased by 7°C in the afternoon. What was the afternoon temperature?

CREATIVE ACTIVITY

Integer Art Challenge:

1. Draw a thermometer on a number line showing temperatures ranging from -10°C to $+10^{\circ}\text{C}$. Label at least 5 points with real-world temperature examples (e.g., freezing point, room temperature). Color positive temperatures in red and negative temperatures in blue.
2. How many family members do you have? Write their names and their ages. Measure their weight and represent the data through bar graph. Also find their mean and median.
3. Make different polygons using matchsticks mention their properties on A4 size sheet.

Enjoy your holidays and have fun exploring math!

Remember, math is all around you-Find the magic in everyday numbers, shapes and puzzles. We look forward to seeing your creativity and problem-solving skills in action. Have a fantastic summer!



DARSHAN ACADEMY

Subject Enrichment Assignments – 2025

Sub: SOCIAL SCIENCE

Class : VII

General Instructions:

1. Submit your assignments in a neatly arranged file with a cover page and table of contents.
2. Use A4 sheets and ensure that your handwriting or print is clear and legible.
3. Make your work attractive by adding pictures, drawings, or simple borders.
4. Complete the work on time and submit it on the first day after the summer vacation.

Instructions: Show your work neatly in a separate notebook or portfolio.

1. Poster Making – “Equality in India”

Create a poster on A3 or chart paper highlighting:

- The Right to Equality in the Indian Constitution
- Examples of discrimination (gender, caste, religion, disability, etc.)
- Solutions and role of citizens in promoting equality Use drawings, real-life examples, inspirational quotes, and newspaper/magazine clippings to enhance the poster.

2. Comparison Chart – Government vs. Private Healthcare

Prepare a **table/chart** comparing a **Government Hospital** and a **Private Hospital** in your area (or based on research):

- Facilities
- Costs of treatment
- Cleanliness
- Availability of doctors and medicines
- Patient experience

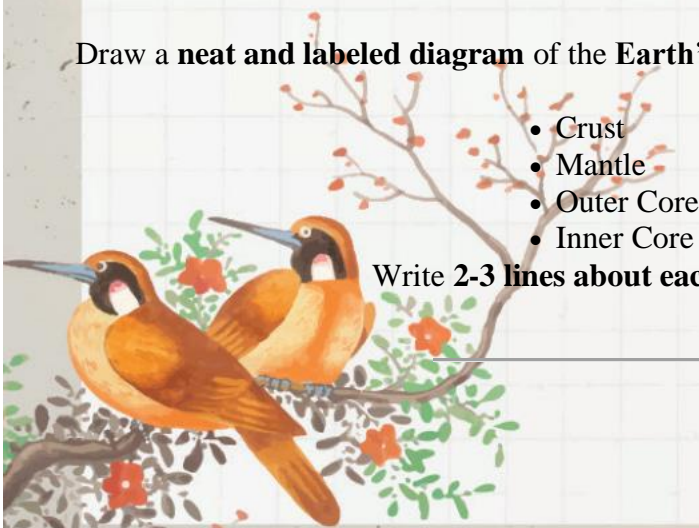
Represent it on a chart paper or A4 sheets with headings and illustrations.

3. Diagram Exploration – Earth’s Layers

Draw a **neat and labeled diagram** of the **Earth’s internal structure**:

- Crust
- Mantle
- Outer Core
- Inner Core

Write **2-3 lines** about **each layer** below the diagram.



4. Research and Presentation – Rashtrakuta or Chola Dynasty

Choose either the **Rashtrakuta** or **Chola** dynasty.

Prepare **either**:

- A **handwritten report** (4-5 pages)
OR
- A **PowerPoint presentation** (6-7 slides)

INCLUDE: · Origin and founders

· Key rulers and their achievements

· Administration and governance

· Cultural, architectural, and religious contributions

· Causes of decline

Use pictures, timelines, diagrams, maps, and bullet points for clarity and appeal.

5. General Awareness – Daily News Tracking

Read any English newspaper daily (online or printed). On A4 size sheets or in a separate notebook, record:

· 5 news headlines (daily or weekly)

· Write a 2–3-line summary for each Cover both national and international news. Illustrate with cut-outs or drawings.

6. Map Activity – Medieval India & Neighbors

On a political map of India, mark:

1. Important cities of Medieval India: Delhi, Kannauj, Thanjavur

2. Territories ruled by:

o Chola Dynasty – mark in blue

o Rashtrakuta Dynasty – mark in green

3. Label all neighboring countries of India (Pakistan, China, Nepal, Bhutan, Bangladesh, Myanmar, Sri Lanka)

Use symbols, colors, and legends to enhance map clarity.