



DARSHAN ACADEMY

**SESSION
(2025-26)**

**VACATION
ASSIGNMENT
(MINDFUL MOMENTS)**

SCHOOL

Thank
you!

**FOR
CLASS L.K.G**





Holidays are the best time of the year.

Time to shout, clap & cheer!!!

Jump about and have lots of fun,

Enjoy treats in tons and tons!!!

Plan a trip, go around and explore.

Playing or cycling, whatever you do.

Be helpful and nice to all each day,

You are a Darshanite - A winner all the way!!!

Remember to share your fun moments with us!

Help your child to take care of 'Personal hygiene'



- Brushing teeth twice daily.
- Combing hair regularly.
- Bathing every day.
- Washing hands before and after meals.
- Trimming the nails and keeping them clean.


Make your child independent by inculcating the following life skills.



- Buttoning and unbuttoning the shirt.
- Keeping his/her belongings back in their place/arranging their toy shelf, etc.
- Folding mats and clothes.
- Wearing shoes and socks.
- Zipping the school bag and clothes.
- Packing his/her school bag.
- Laying the table.

Work on the following social skills

- Greeting someone with a smile.
- Conversing freely with visitors and relatives.
- Answering the phone calls saying “hello”, and asking who is calling?
- Speaking politely.
- Sharing with friends.
- Taking turns.
- Using magical words -
I'm sorry, Please, Excuse me, Thank you, Welcome



Work on the fine motor skill activities.




- Zipping and unzipping.
- Buckling and unbuckling.
- Opening and closing the bottle cap/tiffin lids, etc.
- Picking up and holding onto small objects.
- Turning pages of a book.
- Squeezing sponges.

LET'S CELEBRATE INTERNATIONAL YOGA DAY!




21st of June is celebrated as the International Day of Yoga, promoting awareness of its numerous health benefits. Yoga is a great gift to mankind which helps us stay fit and maintain our health. Practice the given **Yoga poses** under your parents' supervision.

Let your parents **click pictures** while you perform these postures and capture your progress!



FUN WITH CLAY : Make your own creations



Make the beautiful caterpillar using colourful clay.

FATHER'S DAY SPECIAL

Father's Day is celebrated on 15th June to honor and express love for our fathers.

A father is not just a guide and protector but also the greatest superhero in our lives!

Let's make his day more special by making a BEAUTIFUL CARD for him on this FATHER'S DAY as a token of our love and respect for him.

In the card, you may write the message like:

- 'Happy Father's Day, Daddy. I Love you so much.'
- 'You' are the best daddy in the world.




ACTIVITY FOR KIDS

MY TABLE MAT – MY CREATIVITY

Create a table-mat piece on A3 sheet using crayon or pastel colours.

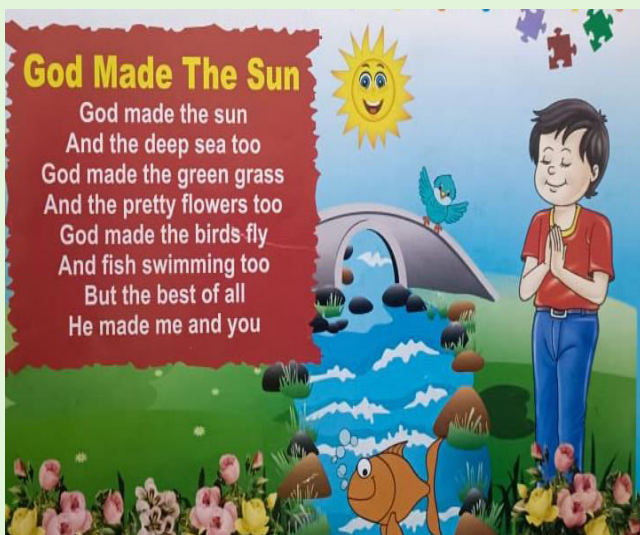
Let the child unleash his or her own creativity using fruits. Children will make their table mat themselves. They can decorate their Table mat with stickers, fingerprint, thumb print, leaf print etc. Once completed, get it laminated



and bring it to school. This table-mat will stay in class and you can use it during lunch breaks.



Let's learn the rhyme given below:



STORY TIME!

Read and learn the given story. Record a short video presenting the story using props. Post the video in the class group.

RABBIT AND TORTOISE

Once there was a race between
rabbit and tortoise.

Rabbit boasted how fast he could run.
He ran for a while and then stopped to rest.
He thought he had lots of time to win.
So he fell asleep.


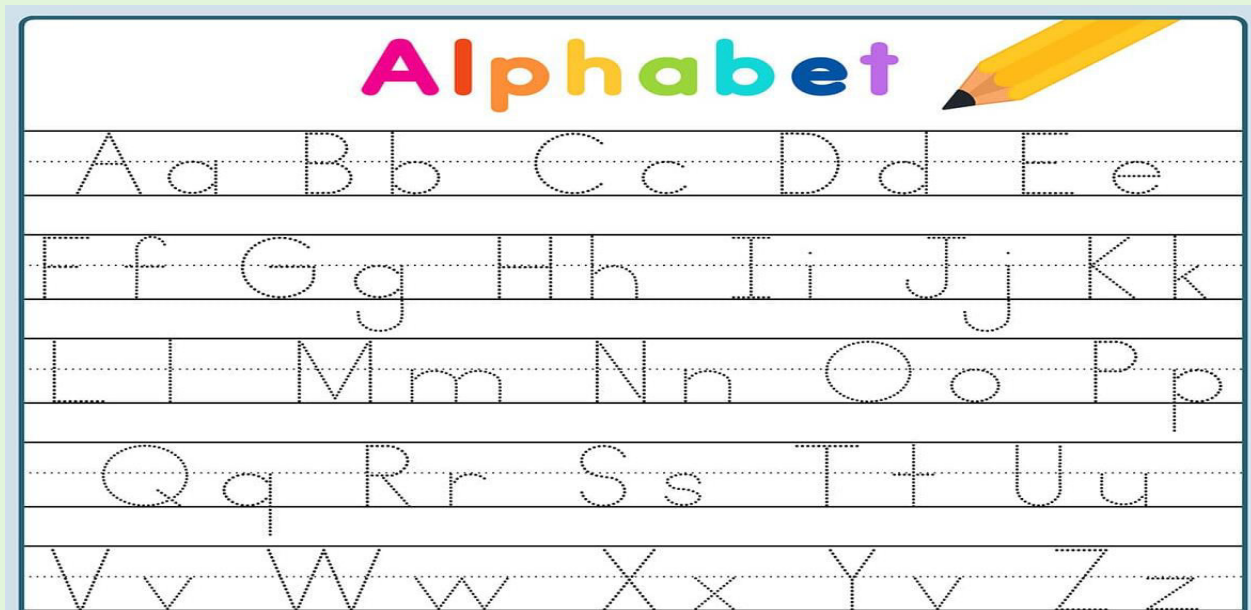
Tortoise walked slowly
without stopping until he won the race.
Rabbit woke up, and realized he was too late.
The moral of the story is:
Slow and steady wins the race.



FUN SHEET (ENGLISH)

(Learning objectives : Letter recognition, pre-writing skill)


TRACE THE LETTERS:



FUN SHEET (HINDI)

(Learning objectives: fine motor skill, writing practice)

1. अ से अः तक लिखो (Write in sequence from अ से अः)




2.

असेअः तकस्वरोंकामिलानकरकेचित्रपूराकरियेऔररंगभरिये :



SPOT THE DIFFERENCES

Find and **circle five differences** between the two pictures.




Colour the picture according to the number key:



(Learning objectives: counting skill, cognitive development, observation skills)



FILL THE MISSING NUMBERS:



(Learning objectives: creative and critical thinking, exploring secondary colours)

Primary Colours

What primary colours do you know?



Red



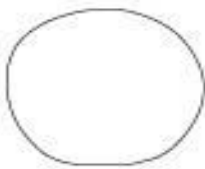
Yellow



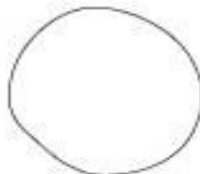
Blue

Secondary Colours

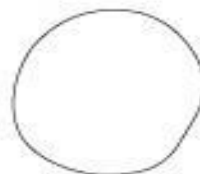
Let's mix primary colours to get secondary colours.




Red



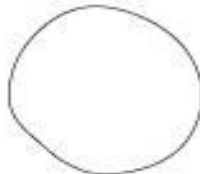
Yellow



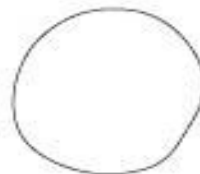
Orange



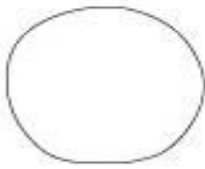
Blue



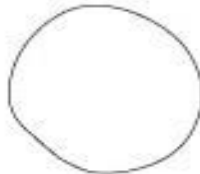
Yellow



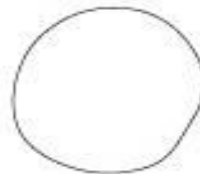
Green



Red



Blue



Purple